




INTERNATIONAL EQUIPMENT COMPONENTS, INC.

www.levelingmounts.com & www.iec-corp.com

LEG & CASTER PRODUCTS



**LEVEL
EXTEND
SUPPORT
ROLL**

Ph. 562.597.4533

Welcome ...

We're pleased to introduce our new component catalog of Legs and Casters. This catalog includes hundreds of products used for elevating, rolling and gliding furniture, cabinets, equipment and displays.

We've included in this catalog an overview page of the complete line of legs and casters, a new selection guide and product tables with specifications for easily finding an off-the-shelf leg or caster just right for your application. We've also included a standard quote request form for requesting OEM pricing on larger quantities.

IEC's mission since 1992 has been to lead the equipment component industry in meeting the needs of OEM equipment, furniture and product manufacturers with a broad range of products that match the high standards and cost requirements of our customers. We have specialized in providing solutions for elevating, rolling and gliding by offering products in many materials and features most commonly requested by our component customers. We have an engineering department available who are always happy to assist with selecting from thousands of standard off-the-shelf products, the best solution for your application.

We recognize the requirements of OEM manufacturers for high performance products, attractive designs and prices to make their products more competitive. We have made every effort possible to address these needs in this leg and caster catalog. We now offer the industry's most complete range of components for leveling, gliding, sliding, elevating, rolling, vibration control and surface protection.

Paying attention to our customers and their needs for over 20 years has enabled IEC to become the leader in the design of equipment component solutions. This dedicated effort has resulted in the development of thousands of new products, stronger customer service and the assurance that the products you specify today will continue to be available for the duration of your product life-cycle.

Sincerely,

A handwritten signature in dark ink that reads "Ron Lassy". The signature is written in a cursive, flowing style.

Marketing Manager



INTERNATIONAL EQUIPMENT COMPONENTS, INC.

Phone: **562.597.4533** eMail: **sales@iec-corp.com**

Web: **www.levelingmounts.com & www.iec-corp.com**

LEGS & CASTERS

CONTENTS

CONTENTS

INTRODUCTION

CONTENTS.....	3
OVERVIEW.....	4
SELECTION.....	5

FURNITURE & EQUIPMENT LEGS

Cast Aluminum Legs	6,9
Metal Legs	10,12
Adjustable Legs	13,14
Plastic Legs.....	15,16
Bell Glides	16
Wood Legs	17,20

CASTERS

Dual Wheel Nylon Casters (non-hooded)	21
Caster Attachment Options.....	21
Dual Wheel Nylon Casters (hooded).....	22,25

RFQ FAX-BACK FORM

Request A Quote Form.....	26
Warranty and Disclaimer.....	27



LEGS & CASTERS

CAST ALUMINUM LEGS

IEC's *cast aluminum legs* are available in a variety of finishes such as: satin chrome (-SC), bright chrome (-CHR). The satin chrome finish is a soft, brushed finish. The bright chrome finish is an attractive polished mirror finish. Most have a *non-skid* rubber pad on the bottom of the leg.



METAL LEGS

IEC's *metal legs* are available in a variety of finishes such as: satin chrome (-SC), bright chrome (-CHR) and matte nickel (-MN). The satin chrome finish is a soft, brushed finish. Most have a *non-skid* rubber pad on the leg bottom.



ADJUSTABLE METAL LEGS

IEC's *adjustable metal legs* are available in stainless steel, matte nickel and black epoxy finish. The base diameter of the foot is 1-3/8 inch. You can also choose a different foot. To calculate the overall height, add the leg height and the foot adjustment height.



PLASTIC LEGS

IEC's *plastic legs* are available in either black nylon or brown polypropylene materials with 500 lb and 100 lb load ratings, respectively. Some models have a threaded insert to accept a thread foot or caster.



PLASTIC BELL GLIDES (CASTER REPLACEMENTS)

IEC's *bell glides* are made to replace caster wheels on rolling chairs, tables, displays, etc. The steel stem has a grip ring, and the bell glides have a black nylon base. The IL9-CAST has a white nylon base with a nickel plated shell.



WOOD LEGS

IEC's *wood legs* are available in either natural clear coat (-CC) or unfinished (-UN), or both options. The unfinished legs can be stained or painted to match the color of your furniture. All include nylon nail glide for sliding and floor protection.



CASTERS

IEC's *light-duty, black nylon hooded twin-wheel casters* are available in two wheel sizes (2" and 2-3/8") and with three hood types: black nylon, chrome finish or brass finish. IEC's *light-duty black nylon, non-hooded twin-wheel casters* are available in four wheel sizes: (1-1/2", 2", 3" and 4").





INTERNATIONAL EQUIPMENT COMPONENTS, INC.

Phone: **562.597.4533** eMail: **sales@iec-corp.com**

Web: **www.levelingmounts.com & www.iec-corp.com**

LEGS & CASTERS

SELECTION GUIDE

Features by Family	Aluminum Legs	Metal Legs	Adjustable Legs	Plastic Legs	Wood Legs	Bell Glides	Casters
Furniture	Yes	Yes	Yes	Yes	Yes	Yes	Yes
Tables	Yes	Yes	Yes	Yes	Yes	Yes	Yes
Cabinets	Yes	Yes	Yes	Yes	Yes	Yes	Yes
Equipment	Yes	Yes	Yes	-	-	-	Yes
Height Adjustment	-	-	Yes	-	-	-	-
Roll	-	-	-	-	-	-	Yes
Slide	-	-	-	-	Yes	Yes	-
Black Finish	-	-	Yes	Yes	-	Yes	Yes
Nickel Finish	Yes	Yes	-	-	-	-	-
Stainless Steel	-	-	Yes	-	-	-	-
Grey or Brown	-	-	-	Yes	-	-	-
Chrome Finish	Yes	Yes	Yes	-	-	-	Yes
Unfinished	-	-	-	-	Yes	-	-
Supports: 20-225 lbs	-	-	Yes	Yes	Yes	Yes	Yes
Supports: 225-500 lbs	Yes	Yes	Yes	Yes	Yes	-	Yes
Catalog Page	6-9	10-12	13-14	15-16	17-20	16	21-25



INTERNATIONAL EQUIPMENT COMPONENTS, INC.

Phone: 562.597.4533 eMail: sales@iec-corp.com

Web: www.levelingmounts.com & www.iec-corp.com

LEGS & CASTERS

CAST ALUMINUM LEGS

Cast Aluminum Legs

These *cast aluminum legs* are available in a variety of finishes such as: satin chrome (-SC), bright chrome (-CHR). The satin chrome finish is a soft, brushed finish. The bright chrome finish is an attractive polished mirror finish. Most have a *non-skid* rubber pad on the bottom of the leg.

CAST ALUMINUM — LEGS (OVERVIEW TABLE)

P/N	LEG HT.	THREAD/ PLATE SZ.	WEIGHT (LB)
IL-600x25-51-SA	2-1/2	5/16-18 x 1	.40
IL601X4-SC	4	1-3/4 x 3 TRI	.35
IL601X4-CHR	4	1-3/4 x 3 TRI	.35
IL602X4-CHR	4	2 SQ	.50
IL602X4-SC	4	2 SQ	.50
IL603X4-CHR	4	2-3/4 SQ	.65
IL603X4-SC	4	2-3/4 SQ	.65
IL604X4-SC	4	2-3/4 x 4 TRI	.45
IL604X4-CHR	4	2-3/4 x 4 TRI	.45
IL605X550-CHR	5-1/2	3-1/8-SQ	1.1
IL605X550-SC	5-1/2	3-1/8-SQ	1.1
IL606X6-CHR	6	2 SQ	.80
IL606X6-SC	6	2 SQ	.80
IL607X725-SC	7-1/4	2-1/4 SQ	.90
IL607X725-CHR	7-1/4	2-1/4 SQ	.90
IL608X8-SC	8	2-1/8 x 3-1/4 TRI	.80
IL608X8-CHR	8	2-1/8 x 3-1/4 TRI	.80
IL609X938-CHR	9-3/8	2 SQ	1.1
IL609X938-SC	9-3/8	2 SQ	1.1
IL610X1475-SC	14-3/4	2-3/4 x 3-1/2	1.8
IL610X1475-CHR	14-3/4	2-3/4 x 3-1/2	1.8
IL610X272S-SC	27-1/4	2-3/4 x 3-1/2	3.3
IL610X272S-CHR	27-1/4	2-3/4 x 3-1/2	3.3
IL611X1525-SC	15-1/4	3 SQ	2.3
IL611X1525-CHR	15-1/4	3 SQ	2.3
IL611X2950-SC	29-1/2	3 SQ	4.2
IL611X2950-CHR	29-1/2	3 SQ	4.2

CAST ALUMINUM LEGS



IL 600



IL 601



IL 602



IL 603



IL 604



IL 605



IL 606



IL 607



IL 608



IL 609



IL 610



IL 611



INTERNATIONAL EQUIPMENT COMPONENTS, INC.

Phone: 562.597.4533 eMail: sales@iec-corp.com

Web: www.levelingmounts.com & www.iec-corp.com

LEGS & CASTERS

CAST ALUMINUM LEGS

Furniture & Appliance Legs — Cast Aluminum

These *cast aluminum legs* are available in a variety of finishes such as: satin chrome (-SC), bright chrome (-CHR). The satin chrome finish is a soft, brushed finish. The bright chrome finish is an attractive polished mirror finish. Most have a *non-skid* rubber pad on the bottom of the leg.



CAST ALUMINUM — FURNITURE / APPLIANCE LEGS

P/N	LEG HEIGHT	THREAD/ PLATE SZ.	WEIGHT (LB)
IL-600X25-51-SA	2-1/2	5/16-18x1	.40



CAST ALUMINUM — FURNITURE / APPLIANCE LEGS

P/N	LEG HEIGHT	THREAD/ PLATE SZ.	WEIGHT (LB)
IL601X4-SC	4	1-3/4x3 TRI	.35
IL601X4-CHR	4	1-3/4x3 TRI	.35



CAST ALUMINUM — FURNITURE / APPLIANCE LEGS

P/N	LEG HEIGHT	THREAD/ PLATE SZ.	WEIGHT (LB)
IL602X4-CHR	4	2 SQ	.50
IL602X4-SC	4	2 SQ	.50



CAST ALUMINUM — FURNITURE / APPLIANCE LEGS

P/N	LEG HEIGHT	THREAD/ PLATE SZ.	WEIGHT (LB)
IL603X4-CHR	4	2-3/4 SQ	.65
IL603X4-SC	4	2-3/4 SQ	.65



CAST ALUMINUM — FURNITURE / APPLIANCE LEGS

P/N	LEG HEIGHT	THREAD/ PLATE SZ.	WEIGHT (LB)
IL604X4-SC	4	2-3/4x4 TRI	.45
IL604X4-CHR	4	2-3/4x4 TRI	.45



INTERNATIONAL EQUIPMENT COMPONENTS, INC.

Phone: 562.597.4533 eMail: sales@iec-corp.com

Web: www.levelingmounts.com & www.iec-corp.com

LEGS & CASTERS

CAST ALUMINUM LEGS

Furniture & Appliance Legs — Cast Aluminum

These *cast aluminum legs* are available in a variety of finishes such as: satin chrome (-SC), bright chrome (-CHR). The satin chrome finish is a soft, brushed finish. The bright chrome finish is an attractive polished mirror finish. Most have a *non-skid* rubber pad on the bottom of the leg.



CAST ALUMINUM — FURNITURE / APPLIANCE LEGS

P/N	LEG HEIGHT	THREAD/ PLATE SZ.	WEIGHT (LB)
IL605X550-CHR	5-1/2	3-1/8-SQ	1.1
IL605X550-SC	5-1/2	3-1/8-SQ	1.1



CAST ALUMINUM — FURNITURE / APPLIANCE LEGS

P/N	LEG HEIGHT	THREAD/ PLATE SZ.	WEIGHT (LB)
IL606X6-CHR	6	2 SQ	.80
IL606X6-SC	6	2 SQ	.80



CAST ALUMINUM — FURNITURE / APPLIANCE LEGS

P/N	LEG HEIGHT	THREAD/ PLATE SZ.	WEIGHT (LB)
IL607X725-SC	7-1/4	2-1/4 SQ	.90
IL607X725-CHR	7-1/4	2-1/4 SQ	.90



CAST ALUMINUM — FURNITURE / APPLIANCE LEGS

P/N	LEG HEIGHT	THREAD/ PLATE SZ.	WEIGHT (LB)
IL608X8-SC	8	2-1/8x3-1/4 TRI	.80
IL608X8-CHR	8	2-1/8x3-1/4 TRI	.80



CAST ALUMINUM — FURNITURE / APPLIANCE LEGS

P/N	LEG HEIGHT	THREAD/ PLATE SZ.	WEIGHT (LB)
IL609X938-CHR	9-3/8	2 SQ	1.1
IL609X938-SC	9-3/8	2 SQ	1.1



INTERNATIONAL EQUIPMENT COMPONENTS, INC.

Phone: 562.597.4533 eMail: sales@iec-corp.com

Web: www.levelingmounts.com & www.iec-corp.com

LEGS & CASTERS

CAST ALUMINUM LEGS

Furniture & Appliance Legs — Cast Aluminum

These *cast aluminum legs* are available in a variety of finishes such as: satin chrome (-SC), bright chrome (-CHR). The satin chrome finish is a soft, brushed finish. The bright chrome finish is an attractive polished mirror finish. Most have a *non-skid* rubber pad on the bottom of the leg.



CAST ALUMINUM — FURNITURE / APPLIANCE LEGS

P/N	LEG HEIGHT	THREAD/ PLATE SZ.	WEIGHT (LB)
IL610X1475-SC	14-3/4	2-3/4 x 3-1/2	1.8
IL610X1475-CHR	14-3/4	2-3/4 x 3-1/2	1.8



CAST ALUMINUM — FURNITURE / APPLIANCE LEGS

P/N	LEG HEIGHT	THREAD/ PLATE SZ.	WEIGHT (LB)
IL610X2725-SC	27-1/4	2-3/4 x 3-1/2	3.3
IL610X2725-CHR	27-1/4	2-3/4 x 3-1/2	3.3



CAST ALUMINUM — FURNITURE / APPLIANCE LEGS

P/N	LEG HEIGHT	THREAD/ PLATE SZ.	WEIGHT (LB)
IL611X1525-SC	15-1/4	3 SQ	2.3
IL611X1525-CHR	15-1/4	3 SQ	2.3



CAST ALUMINUM — FURNITURE / APPLIANCE LEGS

P/N	LEG HEIGHT	THREAD/ PLATE SZ.	WEIGHT (LB)
IL611X2950-SC	29-1/2	3 SQ	4.2
IL611X2950-CHR	29-1/2	3 SQ	4.2



INTERNATIONAL EQUIPMENT COMPONENTS, INC.

Phone: 562.597.4533 eMail: sales@iec-corp.com

Web: www.levelingmounts.com & www.iec-corp.com

LEGS & CASTERS

METAL LEGS

Furniture & Appliance Legs — Metal

These *metal legs* are available in a variety of finishes such as: satin chrome (-SC), bright chrome (-CHR) and matte nickel (-MN). The satin chrome is a soft, brushed finish. The bright chrome is an attractive polished mirror finish. The matte nickel is a soft, brushed finish, similar to satin chrome but with slightly less lustre. Most have a *non-skid* rubber pad on the bottom of the leg.

METAL — LEGS (OVERVIEW TABLE)

P/N	LEG HT.	THREAD/ PLATE SZ.	WEIGHT (LB)
IL620X275-SC	2-3/4	1-1/2 x 2-3/4	.30
IL621X3-SC	3	2-1/4 SQ	.40
IL622X4-CHR	4	5/16-18 x 1	1.20
IL623X4-CHR	4	1-5/8 x 2-3/4	.60
IL624X4-SC	4	2-1/4 SQ	.60
IL625X4-CHR	4	2-3/4 RD	.50
IL626X4-CHR	4	2 x 3-1/8	.55
IL626X4-SC	4	2 x 3-1/8	.55
IL627X5-CHR	5	2-3/4 SQ	.60
IL628X5-CHR	5	2-1/4 RD	.50
IL629X5-CHR	5	2-1/4-SQ	.80
IL630X6-CHR	6	2-3/4 x 4 TRI	.60
IL630X6-SC	6	2-3/4 x 4 TRI	.60
IL631X6-CHR	6	2-3/4 x 4 TRI	.60
IL631X6-SC	6	2-3/4 x 4 TRI	.60

METAL LEGS



IL 620



IL 621



IL 622



IL 623



IL 624



IL 625



IL 626



IL 627



IL 628



IL 629



IL 630



IL 631



INTERNATIONAL EQUIPMENT COMPONENTS, INC.

Phone: 562.597.4533 eMail: sales@iec-corp.com

Web: www.levelingmounts.com & www.iec-corp.com

LEGS & CASTERS

METAL LEGS

Furniture & Appliance Legs — Metal

These *metal legs* are available in a variety of finishes such as: satin chrome (-SC), bright chrome (-CHR) and matte nickel (-MN). The satin chrome is a soft, brushed finish. The bright chrome is an attractive polished mirror finish. The matte nickel is a soft, brushed finish, similar to satin chrome but with slightly less lustre. Most have a *non-skid* rubber pad on the bottom of the leg.



METAL — FURNITURE / APPLIANCE LEGS

P/N	LEG HEIGHT	THREAD/ PLATE SZ.	WEIGHT (LB)
IL620X275-SC	2-3/4	1-1/2 x 2-3/4	.30



METAL — FURNITURE / APPLIANCE LEGS

P/N	LEG HEIGHT	THREAD/ PLATE SZ.	WEIGHT (LB)
IL621X3-SC	3	2-1/4 SQ	.40



METAL — FURNITURE / APPLIANCE LEGS

P/N	LEG HEIGHT	THREAD/ PLATE SZ.	WEIGHT (LB)
IL622X4-CHR	4	5/16-18 x 1	1.20



METAL — FURNITURE / APPLIANCE LEGS

P/N	LEG HEIGHT	THREAD/ PLATE SZ.	WEIGHT (LB)
IL629X5-CHR	5	2-1/4-SQ	.80



METAL — FURNITURE / APPLIANCE LEGS

P/N	LEG HEIGHT	THREAD/ PLATE SZ.	WEIGHT (LB)
IL630X6-CHR	6	2-3/4 x 4 TRI	.60
IL630X6-SC	6	2-3/4 x 4 TRI	.60



METAL — FURNITURE / APPLIANCE LEGS

P/N	LEG HEIGHT	THREAD/ PLATE SZ.	WEIGHT (LB)
IL631X6-CHR	6	2-3/4 x 4 TRI	.60
IL631X6-SC	6	2-3/4 x 4 TRI	.60



INTERNATIONAL EQUIPMENT COMPONENTS, INC.

Phone: 562.597.4533 eMail: sales@iec-corp.com

Web: www.levelingmounts.com & www.iec-corp.com

LEGS & CASTERS

METAL LEGS

Furniture & Appliance Legs — Metal

These *metal legs* are available in a variety of finishes such as: satin chrome (-SC), bright chrome (-CHR) and matte nickel (-MN). The satin chrome is a soft, brushed finish. The bright chrome is an attractive polished mirror finish. The matte nickel is a soft, brushed finish, similar to satin chrome but with slightly less lustre. Most have a *non-skid* rubber pad on the bottom of the leg.



METAL — FURNITURE / APPLIANCE LEGS

P/N	LEG HEIGHT	THREAD/ PLATE SZ.	WEIGHT (LB)
IL623X4-CHR	4	1-5/8 x 2-3/4	.60

METAL — FURNITURE / APPLIANCE LEGS

P/N	LEG HEIGHT	THREAD/ PLATE SZ.	WEIGHT (LB)
IL624X4-SC	4	2-1/4 SQ	.60

METAL — FURNITURE / APPLIANCE LEGS

P/N	LEG HEIGHT	THREAD/ PLATE SZ.	WEIGHT (LB)
IL625X4-CHR	4	2-3/4 RD	.50

METAL — FURNITURE / APPLIANCE LEGS

P/N	LEG HEIGHT	THREAD/ PLATE SZ.	WEIGHT (LB)
IL626X4-CHR	4	2 x 3-1/8	.55
IL626X4-SC	4	2 x 3-1/8	.55

METAL — FURNITURE / APPLIANCE LEGS

P/N	LEG HEIGHT	THREAD/ PLATE SZ.	WEIGHT (LB)
IL627X5-CHR	5	2-3/4 SQ	.60

METAL — FURNITURE / APPLIANCE LEGS

P/N	LEG HEIGHT	THREAD/ PLATE SZ.	WEIGHT (LB)
IL628X5-CHR	5	2-1/4 RD	.50



INTERNATIONAL EQUIPMENT COMPONENTS, INC.

Phone: 562.597.4533 eMail: sales@iec-corp.com

Web: www.levelingmounts.com & www.iec-corp.com

LEGS & CASTERS

ADJUSTABLE LEGS

Furniture & Appliance Legs — Adjustable Metal

IEC's *adjustable metal legs* are available in matte nickel (-MN), stainless steel (-SS), chrome (-CHR) and black epoxy finish (-BLK).

IL635, IL638 and IL640 have 3/4" of adjustment. IL636, IL637 and IL639 have 1-3/4" adjustment.

IL636 thru IL640 have a 2000 lb load rating (NSF certified). IL635 and IL641 have a 500 lb load rating.



METAL — ADJUSTABLE LEGS

P/N	LEG HEIGHT	THREAD/ PLATE SZ.	WEIGHT (LB)
IL635X4-6X38-MN	4	3/8-16 x 3/8	.75

Adjustment = 3/4". 1-7/16 wide across top hex flats with 1-1/4" foot diameter.

METAL — ADJUSTABLE LEGS

P/N	LEG HEIGHT	THREAD/ PLATE SZ.	WEIGHT (LB)
IL636X4-7X75-SS	4	1/2-13 x 3/4	.75
IL636X6-7X75-SS	6	1/2-13 x 3/4	1.0

Adjustment = 1-3/4". Stainless steel leg is 1-5/8" diameter. Adjustable foot is 1-1/4" diameter with 6 wrench flats. Also available with 2" diameter shell.

METAL — ADJUSTABLE LEGS

P/N	LEG HEIGHT	THREAD/ PLATE SZ.	WEIGHT (LB)
IL637X4-SS	4	3-1/2 SQ	.75
IL637X6-SS	6	3-1/2 SQ	1.0

Adjustment = 1-3/4". Stainless steel leg is 1-5/8" diameter. Adjustable foot is 1-1/4" diameter with 6 wrench flats. Also available with 2" diameter shell.

METAL — ADJUSTABLE LEGS

P/N	LEG HEIGHT	THREAD/ PLATE SZ.	WEIGHT (LB)
IL638X4-SS	4	3-1/2 SQ	.75
IL638X6-SS	6	3-1/2 SQ	1.0

Adjustment = 3/4". Top of leg is 2-1/4" in diameter. Adjustable foot diameter is 1".

METAL — ADJUSTABLE LEGS

P/N	LEG HEIGHT	THREAD/ PLATE SZ.	WEIGHT (LB)
IL638X6-BLK	6	3-1/2 SQ	1.0

Adjustment = 3/4". Top of leg is 2-1/4" in diameter. Adjustable foot diameter is 1".



INTERNATIONAL EQUIPMENT COMPONENTS, INC.

Phone: **562.597.4533** eMail: **sales@iec-corp.com**

Web: **www.levelingmounts.com & www.iec-corp.com**

LEGS & CASTERS

ADJUSTABLE LEGS

Furniture & Appliance Legs — Adjustable Metal

IEC's *adjustable metal legs* are available in matte nickel (-MN), stainless steel (-SS), chrome (-CHR) and black epoxy finish (-BLK).

IL635, IL638 and IL640 have 3/4" of adjustment. IL636, IL637 and IL639 have 1-3/4" adjustment.

IL636 thru IL640 have a 2000 lb load rating (NSF certified). IL635 and IL641 have a 500 lb load rating.



METAL — ADJUSTABLE LEGS

P/N	LEG HEIGHT	THREAD/ PLATE SZ.	WEIGHT (LB)
IL639X4-6x75-SS	4	3/8-16 x 3/4	1.0
IL639X4-7x75-SS	4	1/2-13 x 3/4	1.0
IL639X6-7x75-SS	6	1/2-13 x 3/4	1.5
IL639X6-8x75-SS	6	5/8-11 x 3/4	1.5
IL639X6-9x75-SS	6	3/4-10 x 3/4	1.5

Adjustment = 1-3/4". 2" diameter SS shell over high strength black plastic body with non-marring black plastic foot. Also available in 1-5/8 diameter shell.



METAL — ADJUSTABLE LEGS

P/N	LEG HEIGHT	THREAD/ PLATE SZ.	WEIGHT (LB)
IL640X4-6x1/2-BLK	4	3/8-16 x 1/2	.5
IL640X4-6x1/2-NKL	4	3/8-16 x 1/2	.5

Adjustment = 1". Top diameter of black plastic leg is 2", as is the solid metal, nickel plated foot, with two wrench flats.



METAL — ADJUSTABLE LEGS

P/N	PLATE SZ.	LEG DIA.	LEG HT.	FOOT HT.	THREAD	THD HT.
IL-641X4-BLK	2-3/8	1-1/8	3-3/4	3/4	3/8-16	1-1/2
IL-641X4-CHR	2-3/8	1-1/8	3-3/4	3/4	3/8-16	1-1/2
IL-641X6-BLK	2-3/8	1-1/8	5-3/4	3/4	3/8-16	1-1/2
IL-641X6-CHR	2-3/8	1-1/8	5-3/4	3/4	3/8-16	1-1/2

The 3/16" diameter holes in the plate are centered 1-13/16" apart. You can choose a different leveler or caster for this leg.



INTERNATIONAL EQUIPMENT COMPONENTS, INC.

Phone: 562.597.4533 eMail: sales@iec-corp.com

Web: www.levelingmounts.com & www.iec-corp.com

LEGS & CASTERS

PLASTIC LEGS

Furniture & Appliance Legs — Plastic

These *plastic legs* are made of black nylon or brown polyethylene (100 lb load rating).

All have a 100 lb load rating.



PLASTIC — FURNITURE AND APPLIANCE LEGS

P/N	LEG HT.	THREAD/ PLATE SZ.	WEIGHT (LB)
IL651X275-51-BLK	2-3/4	5/16-18 x 1	.20
IL651X35-51-BLK	3-1/2	5/16-18 x 1	.25



PLASTIC — FURNITURE AND APPLIANCE LEGS

P/N	LEG HT.	THREAD/ PLATE SZ.	WEIGHT (LB)
IL652X3-51-BRN	3	5/16-18 x 1	.20
IL652X5-51-BRN	5	5/16-18 x1	.25



INTERNATIONAL EQUIPMENT COMPONENTS, INC.

Phone: 562.597.4533 eMail: sales@iec-corp.com

Web: www.levelingmounts.com & www.iec-corp.com

LEGS & CASTERS

PLASTIC LEGS & BELL GLIDES

Furniture & Appliance Legs — Plastic

These *plastic legs* are made of black nylon (500 lb load rating per leg).

The IL658 series has a 5/16-18 threaded insert in the bottom of the leg to accept a threaded leveler (ex. IL32-5BX15 or IL8-5B) or a caster with a 5/16-18 stem (ex. IL700-xxx). Reduce the load rating of the leg to the rating on the leveler or caster (if choosing one with less than 500 lb rating) when using this feature.

The hole pattern on the 2-1/2" square top plate is 2" from center of the holes. The recommended screw size is #8 (ex. 8-32 or #8 wood screw) or #10 (ex. 10-24). The hole size is 3/8".



PLASTIC — FURNITURE AND APPLIANCE LEGS

P/N	LEG HT.	THREAD/ PLATE SZ.	WEIGHT (LB)
IL656X4-61-BLK	4	3/8-16 x 1	.20
IL656X450-61-BLK	4-1/2	3/8-16 x 1	.25
IL656X5-61-BLK	5	3/8-16 x 1	.30
IL656X575X61-BLK	5-3/4	3/8-16 x 1	.35
IL656X650X61-BLK	6-1/2	3/8-16 x 1	.40
IL656X725X61-BLK	7-1/4	3/8-16 x 1	.45



PLASTIC — ADJUSTABLE LEGS

P/N	LEG HT.	THREAD/ PLATE SZ.	WEIGHT (LB)
IL658X325-BLK	3-1/4	2-3/8 SQ	.35
IL658X4-BLK	4	2-3/8 SQ	.40
IL658X5-BLK	5	2-3/8 SQ	.45
IL658X6-BLK	6	2-3/8 SQ	.50

These legs accept a 5/16-18 leveler or caster.

Plastic Bell Glides

IEC's *bell glides* are made to replace caster wheels on rolling chairs, tables, displays, etc.

The steel stem has a grip ring, and the *bell glides* have a black nylon base. The IL9-CAST has a white nylon base with a nickel plated shell.



IL9-CAST

PLASTIC BELL GLIDES (CASTER REPLACEMENT)

P/N	BASE HT.	BASE DIA.	NECK DIA.	STEM DIA.	STEM HT.
IL-659X225	2-1/4	2-1/8	1-1/4	7/16	7/8
IL-659X125	1-1/4	2	1-1/2	7/16	7/8
IL-659AX125	1-1/4	2	3/4	7/16	7/8
IL9-CAST	1/2	1-3/8	N/A	7/16	7/8



INTERNATIONAL EQUIPMENT COMPONENTS, INC.

Phone: 562.597.4533 eMail: sales@iec-corp.com

Web: www.levelingmounts.com & www.iec-corp.com

LEGS & CASTERS

WOOD LEGS

Furniture & Cabinet Legs — Wood

These *wood legs* are available in both natural clear coat (-CC) or unfinished (-UN) or both options. The unfinished legs can be stained or painted to match the color of your furniture. All legs have a nylon nail glide on the bottom of the leg to help furniture slide.



WOOD — FURNITURE / CABINET LEGS

P/N	LEG HEIGHT	DIA. SIZE	THREAD/ PLATE SZ.	WEIGHT (LB)
IL670X175-CC	1-3/4	3-1/2	5/16-18 x 1	.50



WOOD — FURNITURE / CABINET LEGS

P/N	LEG HEIGHT	DIA. SIZE	THREAD/ PLATE SZ.	WEIGHT (LB)
IL670X175-UN	1-3/4	3-1/2	5/16-18 x 1	.50



WOOD — FURNITURE / CABINET LEGS

P/N	LEG HEIGHT	DIA. SIZE	THREAD/ PLATE SZ.	WEIGHT (LB)
IL671X2-CC	2	5-1/2	5/16-18 x 1-1/4	1.0
IL671X2-UN	2	5-1/2	5/16-18 x 1-1/4	1.0



WOOD — FURNITURE / CABINET LEGS

P/N	LEG HEIGHT	DIA. SIZE	THREAD/ PLATE SZ.	WEIGHT (LB)
IL672X25-CC	2-1/2	4-1/2	5/16-18 x 1-1/2	.75
IL672X25-UN	2-1/2	4-1/2	5/16-18 x 1-1/2	.75



INTERNATIONAL EQUIPMENT COMPONENTS, INC.

Phone: 562.597.4533 eMail: sales@iec-corp.com

Web: www.levelingmounts.com & www.iec-corp.com

LEGS & CASTERS

WOOD LEGS

Furniture & Cabinet Legs — Wood

These *wood legs* are available in both natural clear coat (-CC) or unfinished (-UN) or both option. The unfinished legs can be stained or painted to match the color of your furniture. All legs have a nylon nail glide on the bottom of the leg to help furniture slide.



WOOD — FURNITURE / CABINET LEGS

P/N	LEG HEIGHT	DIA. SIZE	THREAD/ PLATE SZ.	WEIGHT (LB)
IL673X25-CC	2-1/2	5-1/2	5/16-18 x 1-1/2	1.25
IL673X25-UN	2-1/2	4-1/2	5/16-18 x 1-1/2	1.25



WOOD — FURNITURE / CABINET LEGS

P/N	LEG HEIGHT	DIA. SIZE	THREAD/ PLATE SZ.	WEIGHT (LB)
IL674X3-UN	3	6	5/16-18 x 1-1/2	1.50



WOOD — FURNITURE / CABINET LEGS

P/N	LEG HEIGHT	LEG SIZE	THREAD/ PLATE SZ.	WEIGHT (LB)
IL675X375-CC	3-3/4	3 TO 2 SQ	5/16-18 x 1-1/2	1.50
IL675X375-UN	3-3/4	3 TO 2 SQ	5/16-18 x 1-1/2	.60



INTERNATIONAL EQUIPMENT COMPONENTS, INC.

Phone: 562.597.4533 eMail: sales@iec-corp.com

Web: www.levelingmounts.com & www.iec-corp.com

LEGS & CASTERS

WOOD LEGS

Furniture & Cabinet Legs — Wood

These *wood legs* are available in either natural clear coat (-CC) or unfinished (-UN), or both options. The unfinished legs can be stained or painted to match the color of your furniture. All legs have a nylon nail glide on the bottom of the leg to help furniture slide.



WOOD — FURNITURE / CABINET LEGS

P/N	LEG HEIGHT	DIA. SIZE	THREAD/ PLATE SZ.	WEIGHT (LB)
IL676X4-CC	4	5	5/16-18 x 1-1/4	1.25
IL676X4-UN	4	5	5/16-18 x 1-1/4	1.25



WOOD — FURNITURE / CABINET LEGS

P/N	LEG HEIGHT	DIA. SIZE	THREAD/ PLATE SZ.	WEIGHT (LB)
IL677X425-CC	4-1/4	4	5/16-18 x 1-1/2	.75
IL677X425-UN	4-1/4	4	5/16-18 x 1-1/2	.75



WOOD — FURNITURE / CABINET LEGS

P/N	LEG HEIGHT	DIA. SIZE	THREAD/ PLATE SZ.	WEIGHT (LB)
IL678X425-CC	4-1/4	4	5/16-18 x 1-1/2	1.50
IL678X425-UN	4-1/4	4	5/16-18 x 1-1/2	1.50



WOOD — FURNITURE / CABINET LEGS

P/N	LEG HEIGHT	DIA. SIZE	THREAD/ PLATE SZ.	WEIGHT (LB)
IL679X550-CC	5-1/2	6	5/16-18 x 1-1/2	1.75
IL679X550-UN	5-1/2	6	5/16-18 x 1-1/2	1.75



INTERNATIONAL EQUIPMENT COMPONENTS, INC.

Phone: **562.597.4533** eMail: **sales@iec-corp.com**

Web: **www.levelingmounts.com & www.iec-corp.com**

LEGS & CASTERS

WOOD LEGS

Furniture & Cabinet Legs — Wood

These *wood legs* are available in either natural clear coat (-CC) or unfinished (-UN), or both options. The unfinished legs can be stained or painted to match the color of your furniture. All legs have a nylon nail glide on the bottom of the leg to help furniture slide.

IL682 and IL684 are sold as a pair (pair weight shown) for the left and right rear legs of IL681 and IL683, respectively. You can also use four each of IL681 and IL683. The shorter length of IL684 affords a slight rear slope to a chair or sofa.



WOOD — FURNITURE / CABINET LEGS

P/N	LEG HEIGHT	DIA. SIZE	THREAD/ PLATE SZ.	WEIGHT (LB)
IL680X550-CC	5-1/2	4-1/4	5/16-18 x 1-1/2	1.0
IL680X550-UN	5-1/2	4-1/4	5/16-18 x 1-1/2	1.0



WOOD — FURNITURE / CABINET LEGS

P/N	LEG HEIGHT	DIA. SIZE	THREAD/ PLATE SZ.	WEIGHT (LB)
IL681X650-UN	6-1/2		5/16-18 x 1-1/2	1.0



WOOD — FURNITURE / CABINET LEGS (SOLD AS A PAIR)

P/N	LEG HEIGHT	DIA. SIZE	THREAD/ PLATE SZ.	WEIGHT (LB)
IL682X650-UN	6-1/2		5/16-18 x 1-1/2	1.0



WOOD — FURNITURE / CABINET LEGS

P/N	LEG HEIGHT	DIA. SIZE	THREAD/ PLATE SZ.	WEIGHT (LB)
IL683X1025-CC	10-1/4		5/16-18 x 1-1/2	1.25
IL683X1025-UN	10-1/4		5/16-18 x 1-1/2	1.25



WOOD — FURNITURE / CABINET LEGS (SOLD AS A PAIR)

P/N	LEG HEIGHT	DIA. SIZE	THREAD/ PLATE SZ.	WEIGHT (LB)
IL684X825-CC	8-1/4		1/4" x 1-1/2"	1.50



INTERNATIONAL EQUIPMENT COMPONENTS, INC.
 Phone: **562.597.4533** eMail: **sales@iec-corp.com**
 Web: **www.levelingmounts.com & www.iec-corp.com**

LEGS & CASTERS

CASTERS

IEC Non-Hooded Casters

These *light-duty black nylon non-hooded twin-wheel casters* are available with a 5/16-18 thread or a square top plate.

Most sizes are available with a brake option (-BR), which stops the wheels from rolling. IL700-15-5-STM caster has a 5/16 dia. grip neck stem, 1-1/2" long, and comes with a socket for wood.



IL700 thru IL706 PLATE CASTER



IL700 thru IL705 THREADED CASTER

CASTERS - IL700 SERIES

CASTERS	WHEEL DIA.	PLATE / TH'D. STEM SIZE	LOAD RATING (LB)
IL700-15-PLT	1-1/2	1-1/2 SQ	20
IL700-15-5-STM	1-1/2	5/16 x 1-1/2 STEM	20
IL701-15-PLT	1-1/2	1-1/2 SQ	50
IL701-15-5X3/4	1-1/2	5/16-18 x 3/4	50
IL702-15X2-PLT	1-1/2 x 2 WIDE	1-1/2 SQ	100
IL702-15X2-PLT-BR	1-1/2 x 2 WIDE	1-1/2 SQ	100
IL703-2-PLT	2	1-1/2 SQ	75
IL703-2-PLT-BR	2	1-1/2 SQ	75
IL703-2-5X3/4	2	5/16-18 x 3/4	75
IL703-2-5X3/4-BR	2	5/16-18 x 3/4	75
IL704-2-PLT	2	1-1/2 SQ	100
IL704-2-PLT-BR	2	1-1/2 SQ	100
IL704-2-51	2	5/16-18 x 1	100
IL704-2-51-BR	2	5/16-18 x 1	100
IL704-3-PLT	3	1-1/2 SQ	150
IL705-3-PLT-BR	3	1-1/2 SQ	150
IL705-3-51	3	5/16-18 x 1	150
IL705-3-51-BR	3	5/16-18 x 1	150
IL706-4-PLT	4	2-3/8 SQ	225
IL706-4-PLT-BR	4	2-3/8 SQ	225



IL702 WIDE WHEEL CASTER

CASTER ATTACHMENT OPTIONS

TOP PLATE



THREADED



STEM



5/16" DIA. STEM & SOCKET



3/4" U-CLIP





INTERNATIONAL EQUIPMENT COMPONENTS, INC.

Phone: **562.597.4533** eMail: **sales@iec-corp.com**

Web: **www.levelingmounts.com & www.iec-corp.com**

LEGS & CASTERS

CASTERS

IEC 2" Hooded Casters without Wheel Brakes

These *light-duty, black nylon hooded twin-wheel casters* are available in two wheel sizes (2" and 2-3/8") and with three hood types: black nylon, chrome finish or brass finish.

They are available with many top mounting options:

1/4-20, 5/16-18 or 3/8-16 thread.
1-1/2" square top plate (3/16" hole centered 1" apart).

5/16" dia., 7/16 dia., or 3/8" dia. grip neck stem (5/16" dia. comes with a socket for wood).

U-clip to fit 3/4" wide board.
Most sizes are available with a brake option (-BR), which stops the wheels from rolling.

The overall height with the top plate is 2-1/2" for the 2" wheel and 3" for the 2-3/8" wheel.
The mounting height with the threaded stem or grip ring is 2-1/4" for the 2" wheel and 2-3/4" for the 2-3/8" wheel.

NOTE: See next page for caster models with wheel brakes.



IL710 BLACK CASTER
W/O BRAKE



IL710 CHROME CASTER
w/ U-CLIP



IL711 BRASS CASTER

2" CASTERS - IL710 SERIES (W/O WHEEL BRAKES)

CASTERS	WHEEL DIA.	PLATE / TH'D. STEM SIZE	LOAD RATING (LB)
IL710-2-PLT-BLK	2	1-1/2 SQ	75
IL710-2-PLT-BRS	2	1-1/2 SQ	75
IL710-2-PLT-CHR	2	1-1/2 SQ	75
IL710-2-4X1/2-BLK	2	1/4-20 x 1/2	75
IL710-2-4X1/2-BRS	2	1/4-20 x 1/2	75
IL710-2-4X1/2-CHR	2	1/4-20 x 1/2	75
IL710-2-41-BLK	2	1/4-20 x 1	75
IL710-2-41-BRS	2	1/4-20 x 1	75
IL710-2-41-CHR	2	1/4-20 x 1	75
IL710-2-5X3/4-BLK	2	5/16-18 x 3/4	75
IL710-2-5X3/4-BRS	2	5/16-18 x 3/4	75
IL710-2-5X3/4-CHR	2	5/16-18 x 3/4	75
IL710-2-51-BLK	2	5/16-18 x 1	75
IL710-2-51-BRS	2	5/16-18 x 1	75
IL710-2-51-CHR	2	5/16-18 x 1	75
IL710-2-5X1-1/2-BLK	2	5/16-18 x 1-1/2	75
IL710-2-5X1-1/2-BRS	2	5/16-18 x 1-1/2	75
IL710-2-5X1-1/2-CHR	2	5/16-18 x 1-1/2	75
IL710-2-61-BLK	2	3/8-16 x 1	75
IL710-2-61-BRS	2	3/8-16 x 1	75
IL710-2-61-CHR	2	3/8-16 x 1	75
IL710-2-5-STM-BLK	2	5/16 x 1-1/2 STEM	75
IL710-2-5-STM-BRS	2	5/16 x 1-1/2 STEM	75
IL710-2-5-STM-CHR	2	5/16 x 1-1/2 STEM	75
IL710-2-5A-STM-BLK	2	7/16 x 7/8 STEM	75
IL710-2-5A-STM-BRS	2	7/16 x 7/8 STEM	75
IL710-2-5A-STM-CHR	2	7/16 x 7/8 STEM	75
IL710-2-5B-STM-BLK	2	7/16 x 1-3/8 STEM	75
IL710-2-5B-STM-BRS	2	7/16 x 1-3/8 STEM	75
IL710-2-5B-STM-CHR	2	7/16 x 1-3/8 STEM	75
IL710-2-6-STM-BLK	2	3/8 x 1 STEM	75
IL710-2-6-STM-BRS	2	3/8 x 1 STEM	75
IL710-2-6-STM-CHR	2	3/8 x 1 STEM	75
IL710-2-U-BLK	2	3/4 U-CLIP	75
IL710-2-U-BRS	2	3/4 U-CLIP	75
IL710-2-U-CHR	2	3/4 U-CLIP	75



INTERNATIONAL EQUIPMENT COMPONENTS, INC.

Phone: **562.597.4533** eMail: **sales@iec-corp.com**

Web: **www.levelingmounts.com & www.iec-corp.com**

LEGS & CASTERS

CASTERS

IEC 2" Hooded Casters with Wheel Brakes

These *light-duty, black nylon hooded twin-wheel casters* are available in two wheel sizes (2" and 2-3/8") and with three hood types: black nylon, chrome finish or brass finish.

They are available with many top mounting options:

1/4-20, 5/16-18 or 3/8-16 thread. 1-1/2" square top plate (3/16" hole centered 1" apart). 5/16" dia., 7/16 dia., or 3/8" dia. grip neck stem (5/16" dia. comes with a socket for wood). U-clip to fit 3/4" wide board. Most sizes available with a brake option (-BR), which stops the wheels from rolling.

The overall height with the top plate is 2-1/2" for the 2" wheel and 3" for the 2-3/8" wheel. The mounting height with the threaded stem or grip ring is 2-1/4" for the 2" wheel and 2-3/4" for the 2-3/8" wheel.

NOTE: All casters featured on this page have a wheel brake.



IL711 BRASS CASTER
W/ BRAKE



IL711 BLACK CASTER



IL711 CHROME CASTER
w/ U-CLIP & BRAKE

2" CASTERS - IL711 SERIES (WITH WHEEL BRAKES)

PART NUMBER	WHEEL DIA.	PLATE / TH'D. STEM SIZE	LOAD RATING (LB)
IL711-2-PLT-BLK-BR	2	1-1/2 SQ	75
IL711-2-PLT-BRS-BR	2	1-1/2 SQ	75
IL711-2-PLT-CHR-BR	2	1-1/2 SQ	75
IL711-2-4X1/2-BLK-BR	2	1/4-20 x 1/2	75
IL711-2-4X1/2-BRS-BR	2	1/4-20 x 1/2	75
IL711-2-4X1/2-CHR-BR	2	1/4-20 x 1/2	75
IL711-2-41-BLK-BR	2	1/4-20 x 1	75
IL711-2-41-BRS-BR	2	1/4-20 x 1	75
IL711-2-41-CHR-BR	2	1/4-20 x 1	75
IL711-2-5X3/4-BLK-BR	2	5/16-18 x 3/4	75
IL711-2-5X3/4-BRS-BR	2	5/16-18 x 3/4	75
IL711-2-5X3/4-CHR-BR	2	5/16-18 x 3/4	75
IL711-2-51-BLK-BR	2	5/16-18 x 1	75
IL711-2-51-BRS-BR	2	5/16-18 x 1	75
IL711-2-51-CHR-BR	2	5/16-18 x 1	75
IL711-2-5X1-1/2-BLK-BR	2	5/16-18 x 1-1/2	75
IL711-2-5X1-1/2-BRS-BR	2	5/16-18 x 1-1/2	75
IL711-2-5X1-1/2-CHR-BR	2	5/16-18 x 1-1/2	75
IL711-2-61-BLK-BR	2	3/8-16 x 1	75
IL711-2-61-BRS-BR	2	3/8-16 x 1	75
IL711-2-61-CHR-BR	2	3/8-16 x 1	75
IL711-2-5-STM-BLK-BR	2	5/16 x 1-1/2 STEM	75
IL711-2-5-STM-BRS-BR	2	5/16 x 1-1/2 STEM	75
IL711-2-5-STM-CHR-BR	2	5/16 x 1-1/2 STEM	75
IL711-2-5A-STM-BLK-BR	2	7/16 x 7/8 STEM	75
IL711-2-5A-STM-BRS-BR	2	7/16 x 7/8 STEM	75
IL711-2-5A-STM-CHR-BR	2	7/16 x 7/8 STEM	75
IL711-2-5B-STM-BLK-BR	2	7/16 x 1-3/8 STEM	75
IL711-2-5B-STM-BRS-BR	2	7/16 x 1-3/8 STEM	75
IL711-2-5B-STM-CHR-BR	2	7/16 x 1-3/8 STEM	75
IL711-2-6-STM-BLK-BR	2	3/8 x 1 STEM	75
IL711-2-6-STM-BRS-BR	2	3/8 x 1 STEM	75
IL711-2-6-STM-CHR-BR	2	3/8 x 1 STEM	75
IL711-2-U-BLK-BR	2	3/4 U-CLIP	75
IL711-2-U-BRS-BR	2	3/4 U-CLIP	75
IL711-2-U-CHR-BR	2	3/4 U-CLIP	75



INTERNATIONAL EQUIPMENT COMPONENTS, INC.

Phone: **562.597.4533** eMail: **sales@iec-corp.com**

Web: **www.levelingmounts.com & www.iec-corp.com**

LEGS & CASTERS

CASTERS

IEC 2-3/8" Hooded Casters without Wheel Brakes

These *light-duty, black nylon hooded twin-wheel casters* are available in two wheel sizes (2" and 2-3/8") and with three hood types: black nylon, chrome finish or brass finish.

They are available with many top mounting options:

1/4-20, 5/16-18 or 3/8-16 thread.
1-1/2" square top plate (3/16" hole centered 1" apart).
5/16" dia., 7/16 dia., or 3/8" dia. grip neck stem (5/16" dia. comes with a socket for wood).
U-clip to fit 3/4" wide board.
Most sizes are available with a brake option (-BR), which stops the wheels from rolling.

The overall height with the top plate is 2-1/2" for the 2" wheel and 3" for the 2-3/8" wheel.
The mounting height with the threaded stem or grip ring is 2-1/4" for the 2" wheel and 2-3/4" for the 2-3/8" wheel.

NOTE: Casters featured on this page do not have a wheel brake.



IL712 BLACK CASTER
W/O BRAKE



IL712 CHROME CASTER
w/ U-CLIP



IL712 BRASS CASTER

2-3/8" CASTERS - IL712 SERIES (W/O WHEELBRAKES)

PART NUMBER	WHEEL DIA.	PLATE / TH'D. STEM SIZE	LOAD RATING (LB)
IL712-2-PLT-BLK	2-3/8	1-1/2 SQ	100
IL712-2-PLT-BRS	2-3/8	1-1/2 SQ	100
IL712-2-PLT-CHR	2-3/8	1-1/2 SQ	100
IL712-2-4X1/2-BLK	2-3/8	1/4-20 x 1/2	100
IL712-2-4X1/2-BRS	2-3/8	1/4-20 x 1/2	100
IL712-2-4X1/2-CHR	2-3/8	1/4-20 x 1/2	100
IL712-2-41-BLK	2-3/8	1/4-20 x 1	100
IL712-2-41-BRS	2-3/8	1/4-20 x 1	100
IL712-2-41-CHR	2-3/8	1/4-20 x 1	100
IL712-2-5X3/4-BLK	2-3/8	5/16-18 x 3/4	100
IL712-2-5X3/4-BRS	2-3/8	5/16-18 x 3/4	100
IL712-2-5X3/4-CHR	2-3/8	5/16-18 x 3/4	100
IL712-2-51-BLK	2-3/8	5/16-18 x 1	100
IL712-2-51-BRS	2-3/8	5/16-18 x 1	100
IL712-2-51-CHR	2-3/8	5/16-18 x 1	100
IL712-2-5X1-1/2-BLK	2-3/8	5/16-18 x 1-1/2	100
IL712-2-5X1-1/2-BRS	2-3/8	5/16-18 x 1-1/2	100
IL712-2-5X1-1/2-CHR	2-3/8	5/16-18 x 1-1/2	100
IL712-2-61-BLK	2-3/8	3/8-16 x 1	100
IL712-2-61-BRS	2-3/8	3/8-16 x 1	100
IL712-2-61-CHR	2-3/8	3/8-16 x 1	100
IL712-2-5-STM-BLK	2-3/8	5/16 x 1-1/2 STEM	100
IL712-2-5-STM-BRS	2-3/8	5/16 x 1-1/2 STEM	100
IL712-2-5-STM-CHR	2-3/8	5/16 x 1-1/2 STEM	100
IL712-2-5A-STM-BLK	2-3/8	7/16 x 7/8 STEM	100
IL712-2-5A-STM-BRS	2-3/8	7/16 x 7/8 STEM	100
IL712-2-5A-STM-CHR	2-3/8	7/16 x 7/8 STEM	100
IL712-2-5B-STM-BLK	2-3/8	7/16 x 1-3/8 STEM	100
IL712-2-5B-STM-BRS	2-3/8	7/16 x 1-3/8 STEM	100
IL712-2-5B-STM-CHR	2-3/8	7/16 x 1-3/8 STEM	100
IL712-2-6-STM-BLK	2-3/8	3/8 x 1 STEM	100
IL712-2-6-STM-BRS	2-3/8	3/8 x 1 STEM	100
IL712-2-6-STM-CHR	2-3/8	3/8 x 1 STEM	100
IL712-2-U-BLK	2-3/8	3/4 U-CLIP	100
IL712-2-U-BRS	2-3/8	3/4 U-CLIP	100
IL712-2-U-CHR	2-3/8	3/4 U-CLIP	100



INTERNATIONAL EQUIPMENT COMPONENTS, INC.

Phone: **562.597.4533** eMail: **sales@iec-corp.com**

Web: **www.levelingmounts.com & www.iec-corp.com**

LEGS & CASTERS

CASTERS

IEC 2-3/8" Casters with Wheel Brakes

These *light-duty, black nylon hooded twin-wheel casters* are available in two wheel sizes (2" and 2-3/8") and with three hood types: black nylon, chrome finish or brass finish.

They are available with many top mounting options:

1/4-20, 5/16-18 or 3/8-16 thread.
1-1/2" square top plate (3/16" hole centered 1" apart).
5/16" dia., 7/16 dia., or 3/8" dia. grip neck stem (5/16" dia. comes with a socket for wood).
U-clip to fit 3/4" wide board.
Most sizes are available with a brake option (-BR), which stops the wheels from rolling.

The overall height with the top plate is 2-1/2" for the 2" wheel and 3" for the 2-3/8" wheel.
The mounting height with the threaded stem or grip ring is 2-1/4" for the 2" wheel and 2-3/4" for the 2-3/8" wheel.

NOTE: All casters featured on this page have a wheel brake.



IL713 BRASS CASTER
W/ BRAKE



IL713 BLACK CASTER



IL713 CHROME CASTER
w/ U-CLIP & BRAKE

2-3/8" CASTERS - IL713 SERIES (WITH WHEEL BRAKES)

PART NUMBER	WHEEL DIA.	PLATE / TH'D. STEM SIZE	LOAD RATING (LB)
IL713-2-PLT-BLK-BR	2-3/8	1-1/2 SQ	100
IL713-2-PLT-BRS-BR	2-3/8	1-1/2 SQ	100
IL713-2-PLT-CHR-BR	2-3/8	1-1/2 SQ	100
IL713-2-4X1/2-BLK-BR	2-3/8	1/4-20 x 1/2	100
IL713-2-4X1/2-BRS-BR	2-3/8	1/4-20 x 1/2	100
IL713-2-4X1/2-CHR-BR	2-3/8	1/4-20 x 1/2	100
IL713-2-41-BLK-BR	2-3/8	1/4-20 x 1	100
IL713-2-41-BRS-BR	2-3/8	1/4-20 x 1	100
IL713-2-41-CHR-BR	2-3/8	1/4-20 x 1	100
IL713-2-5X3/4-BLK-BR	2-3/8	5/16-18 x 3/4	100
IL713-2-5X3/4-BRS-BR	2-3/8	5/16-18 x 3/4	100
IL713-2-5X3/4-CHR-BR	2-3/8	5/16-18 x 3/4	100
IL713-2-51-BLK-BR	2-3/8	5/16-18 x 1	100
IL713-2-51-BRS-BR	2-3/8	5/16-18 x 1	100
IL713-2-51-CHR-BR	2-3/8	5/16-18 x 1	100
IL713-2-5X1-1/2-BLK-BR	2-3/8	5/16-18 x 1-1/2	100
IL713-2-5X1-1/2-BRS-BR	2-3/8	5/16-18 x 1-1/2	100
IL713-2-5X1-1/2-CHR-BR	2-3/8	5/16-18 x 1-1/2	100
IL713-2-61-BLK-BR	2-3/8	3/8-16 x 1	100
IL713-2-61-BRS-BR	2-3/8	3/8-16 x 1	100
IL713-2-61-CHR-BR	2-3/8	3/8-16 x 1	100
IL713-2-5-STM-BLK-BR	2-3/8	5/16 x 1-1/2 STEM	100
IL713-2-5-STM-BRS-BR	2-3/8	5/16 x 1-1/2 STEM	100
IL713-2-5-STM-CHR-BR	2-3/8	5/16 x 1-1/2 STEM	100
IL713-2-5A-STM-BLK-BR	2-3/8	7/16 x 7/8 STEM	100
IL713-2-5A-STM-BRS-BR	2-3/8	7/16 x 7/8 STEM	100
IL713-2-5A-STM-CHR-BR	2-3/8	7/16 x 7/8 STEM	100
IL713-2-5B-STM-BLK-BR	2-3/8	7/16 x 1-3/8 STEM	100
IL713-2-5B-STM-BRS-BR	2-3/8	7/16 x 1-3/8 STEM	100
IL713-2-5B-STM-CHR-BR	2-3/8	7/16 x 1-3/8 STEM	100
IL713-2-6-STM-BLK-BR	2-3/8	3/8 x 1 STEM	100
IL713-2-6-STM-BRS-BR	2-3/8	3/8 x 1 STEM	100
IL713-2-6-STM-CHR-BR	2-3/8	3/8 x 1 STEM	100
IL713-2-U-BLK-BR	2-3/8	3/4 U-CLIP	100
IL713-2-U-BRS-BR	2-3/8	3/4 U-CLIP	100
IL713-2-U-CHR-BR	2-3/8	3/4 U-CLIP	100



INTERNATIONAL EQUIPMENT COMPONENTS, INC.
Phone: **562.597.4533** eMail: **sales@iec-corp.com**
Web: **www.levelingmounts.com & www.iec-corp.com**

LEGS & CASTERS

QUOTE REQUEST

Your Contact Information

NAME:	TITLE:
<input type="text"/>	<input type="text"/>
COMPANY:	E-MAIL:
<input type="text"/>	<input type="text"/>
STREET ADDRESS OR POB:	CITY:
<input type="text"/>	<input type="text"/>
STATE:	ZIP CODE:
<input type="text"/>	<input type="text"/>
PHONE:	FAX:
<input type="text"/>	<input type="text"/>

Standard Product Request

ITEM #	IEC PART NUMBER	DESCRIPTION	QUANTITY
1	<input type="text"/>	<input type="text"/>	<input type="text"/>

Comments/Special Instructions:

ITEM #	IEC PART NUMBER	DESCRIPTION	QUANTITY
2	<input type="text"/>	<input type="text"/>	<input type="text"/>

Comments/Special Instructions:

ITEM #	IEC PART NUMBER	DESCRIPTION	QUANTITY
3	<input type="text"/>	<input type="text"/>	<input type="text"/>

Comments/Special Instructions:

PLEASE FAX THIS FORM TO: 562-498-2275



INTERNATIONAL EQUIPMENT COMPONENTS, INC.

Phone: 562.597.4533 eMail: sales@iec-corp.com

Web: www.levelingmounts.com & www.iec-corp.com

Warranty & Disclaimer

IEC warrants each product against defects in workmanship and material for 90 days from the date of delivery to the user. The warranty is limited to the repair or replacement of any part(s) which are found by IEC to be defective and does not apply to ordinary wear tear, abuse, misapplications and altered products.


All data, dimensions and tables have been thoroughly checked but we can not assume liability for any possible errors or omissions. If you find an error, please notify us so we can correct it for future editions. We reserve the right to change designs and/or specifications without notice. In the event of a change, every attempt will be made to notify the current users.

© Copyright 2012. International Equipment Components, Inc. All rights reserved.

IEC INTERNATIONAL EQUIPMENT COMPONENTS, INC.
www.levelingmounts.com & www.iec-corp.com

HEAVY-DUTY LEVELERS

ANY THREAD ... ANY LENGTH ... ANY BASE




**LEVEL
ALIGN
STABILIZE
PROTECT**

Ph. 562.597.4533

IEC INTERNATIONAL EQUIPMENT COMPONENTS, INC.
www.levelingmounts.com & www.iec-corp.com

MEDIUM-DUTY LEVELERS

ANY THREAD ... ANY LENGTH ... ANY BASE



**LEVEL
ALIGN
STABILIZE
PROTECT**

Ph. 562.597.4533

IEC INTERNATIONAL EQUIPMENT COMPONENTS, INC.
www.levelingmounts.com & www.iec-corp.com

LIGHT-DUTY LEVELERS

ANY THREAD ... ANY LENGTH ... ANY BASE




**LEVEL
ALIGN
STABILIZE
PROTECT**

Ph. 562.597.4533

IEC INTERNATIONAL EQUIPMENT COMPONENTS, INC.
www.levelingmounts.com & www.iec-corp.com

METRIC LEVELERS

ANY THREAD ... ANY LENGTH ... ANY BASE



**LEVEL
ALIGN
STABILIZE
PROTECT**

Ph. 562.597.4533

INTERNATIONAL EQUIPMENT COMPONENTS, INC.

2201 E. Willow Street, D-104,

Signal Hill, CA 90755

Email: sales@iec-corp.com

Phone: 562-597-4533

Fax: 562-498-2275

Web: www.iec-corp.com

IEC INTERNATIONAL EQUIPMENT COMPONENTS, INC.
www.levelingmounts.com & www.iec-corp.com

KNOB & HANDLE



**CLAMP
ADJUST
STABILIZE
FASTEN**

Ph. 562.597.4533

IEC INTERNATIONAL EQUIPMENT COMPONENTS, INC.
www.levelingmounts.com & www.iec-corp.com

CAP & PLUG PRODUCTS




**FEET
SLIDE
PROTECT
FINISH**

Ph. 562.597.4533

IEC INTERNATIONAL EQUIPMENT COMPONENTS, INC.
www.levelingmounts.com & www.iec-corp.com

SURFACE PROTECTION
SLIDERS, GRIPPERS & FELT



**CUSHION
QUIET
SLIDE
PROTECT**

Ph. 562.597.4533

IEC INTERNATIONAL EQUIPMENT COMPONENTS, INC.
www.levelingmounts.com & www.iec-corp.com

LEG & CASTER PRODUCTS



**LEVEL
EXTEND
SUPPORT
ROLL**

Ph. 562.597.4533